

# Welcome!

## Entry Task:

1. Log on to your computer

1. Log in to **Naviance**



2. Click on **My Planner > Tasks**



**Password:**  
district  
password

3. Complete **GR 11 Lesson 2 Entry Task – Beyond High School**

# PLANNING FOR HIGH SCHOOL & BEYOND

---


Naviance Student

# HSBP 11<sup>th</sup> Grade Lessons

My MI Advantage

High School & Beyond  
Planning

Developing My Game Plan





## How do the 22 credit graduation requirements add up for the classes of 2017 through 2020?



16

+

0.5

+

5.5

=

22 CREDITS

**Core Credits** — courses necessary for every graduate to be college and career ready

**College and Career Readiness Seminar (CCRS)** — will challenge you to explore, develop, and take steps toward your own post-secondary plans

**Elective Credits** — exploratory classes of interest

### Core Credits

- |                  |                      |                                  |        |
|------------------|----------------------|----------------------------------|--------|
| 4 English        | 3 Math               | 2 Science                        | 1 Arts |
| 3 Social Studies | 2 Health and Fitness | 1 Career and Technical Education |        |

### College and Career Readiness Seminar (CCRS)

- 0.5 CCRS Seminar

### Elective Credits

- 5.5 Electives

Career and College Ready graduation requirements for the classes of 2017 through 2020.




# Your High School & Beyond Plan

Your **High School & Beyond Plan** is a graduation requirement.

Shows up on your official transcript as **MET**

```
***** ADDITIONAL STATE REQUIREMENTS *****
ENGLISH LANGUAGE ARTS STANDARD                MET
MATHEMATICS STANDARD                          MET
SCIENCE STANDARD                             MET
HIGH SCHOOL & BEYOND PLAN                      NOT MET
WASHINGTON STATE HISTORY                      MET
```

```
***** ADDITIONAL STATE REQUIREMENTS *****
ENGLISH LANGUAGE ARTS STANDARD                MET
MATHEMATICS STANDARD                          MET
HIGH SCHOOL & BEYOND PLAN                      MET
WASHINGTON STATE HISTORY                      MET
*****
```



Complete the short survey in Naviance each year through grade 12.

# Lesson Tasks

Review credit requirements for high school graduation

Use Naviance *Student* Course Planner as a resource for course descriptions and high school planning

Complete Course Planner for 12<sup>th</sup> grade and update your four year plan

THINK ABOUT YOUR FUTURE  
INTERESTS...

---

# Begin With the End in Mind

Think about what you would like to do in the future as a career...

When choosing 12<sup>th</sup> grade classes **begin with the end in mind** and think about your future career path.

*“What do I want to do after I graduate and what classes will I need to take to reach my goal?”*





# Know Your Graduation Requirements!

**English**  
4.0 credits



**Math**  
3.0 credits



**Science**  
2.0 credits

**Social Studies**  
3.0 credits



**Health**  
0.5 credit



**PE**  
1.5 credits

**CTE**  
1.0 credit



**CCRS**  
0.5 credit



**Electives**  
5.5 credits



**Fine Arts**  
1.0 credit



**22**

# Planning for High School

Using the **graduation checklist**, check off the classes you have taken in 9<sup>th</sup> -11<sup>th</sup> grades and any you have taken previously for high school credit.

Subject	Credits	Course Choices	
English	4.0	1.0	<input type="checkbox"/> English 1
		1.0	<input type="checkbox"/> English 2
		1.0	<input type="checkbox"/> English 3
		1.0	<input type="checkbox"/> English 4
Mathematics	3.0	1.0	<input type="checkbox"/> Algebra 1
		1.0	<input type="checkbox"/> Geometry
		1.0	<input type="checkbox"/> Algebra 2
Science	2.0	1.0	<input type="checkbox"/> Coordinated Science
		1.0	<input type="checkbox"/> Biology
Senior Quantitative	Non-Credit	0	<input type="checkbox"/> One year of algebra-based math or science course taken in senior year

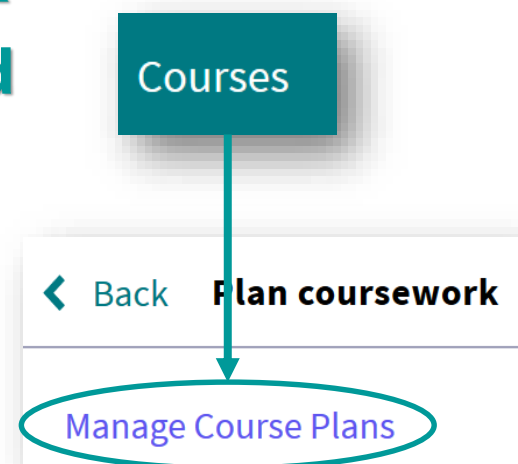
Subject	Credits	Course Choices	
<b>English</b>	<b>4.0</b>	1.0	<input type="checkbox"/> English 1
		1.0	<input type="checkbox"/> English 2
		1.0	<input type="checkbox"/> English 3
		1.0	<input type="checkbox"/> English 4
<b>Mathematics</b>	<b>3.0</b>	1.0	<input type="checkbox"/> Algebra 1
		1.0	<input type="checkbox"/> Geometry
		1.0	<input type="checkbox"/> Algebra 2
<b>Science</b>	<b>2.0</b>	1.0	<input type="checkbox"/> Coordinated Science
		1.0	<input type="checkbox"/> Biology
<b>Senior Quantitative</b>	<b>Non-Credit</b>	0	<input type="checkbox"/> One year of algebra-based math or science course taken in senior year
<b>Social Studies</b>	<b>3.0</b>	1.0	<input type="checkbox"/> World History
		1.0	<input type="checkbox"/> United States History
		0.5	<input type="checkbox"/> Government
		0.5	<input type="checkbox"/> Social Studies Elective
		0	<input type="checkbox"/> Washington State History, "MET" Non-credit requirement
<b>Fine Arts</b>	<b>1.0</b>	0.5	<input type="checkbox"/> Fine Arts
		0.5	<input type="checkbox"/> Fine Arts
<b>Health and Fitness</b>	<b>2.0</b>	0.5	<input type="checkbox"/> Health
		1.5	<input type="checkbox"/> Physical Education
<b>Career and Technical Education</b>	<b>1.0</b>	0.5	<input type="checkbox"/> Career and Technical Education
		0.5	<input type="checkbox"/> Career and Technical Education
<b>College and Career Readiness Seminar</b>	<b>0.5</b>	0.5	<input type="checkbox"/> College and Career Readiness Seminar (CCRS)

# Using Naviance *Student* Course Planner

## The **Course Planner**

- Allows you to read a description of each class
- Tells you which grade levels can take the class
- Lists any pre-requisite classes

To begin, click the **Courses > Plan coursework**  
Either choose to **Manage Course Plans** or **Add a New Plan**



# Selecting Courses in Course Planner

Using your **graduation checklist**, double check courses you have taken in 9<sup>th</sup>-11<sup>th</sup> grades and make any adjustments.

Next, enter any 12<sup>th</sup> grade classes you are interested in taking into the course planner.

Subject	Credits	Course Choices
English	4.0	1.0 <input type="checkbox"/> English 1
		1.0 <input type="checkbox"/> English 2
		1.0 <input type="checkbox"/> English 3
		1.0 <input type="checkbox"/> English 4
Mathematics	3.0	1.0 <input type="checkbox"/> Algebra 1
		1.0 <input type="checkbox"/> Geometry
		1.0 <input type="checkbox"/> Option A (One year of Algebra 2)
		<input type="checkbox"/> Option B (One year of career-related third year math course)
Science	3.0	1.0 <input type="checkbox"/> Coordinated Science
		1.0 <input type="checkbox"/> Biology
		1.0 <input type="checkbox"/> Science Elective

+ Add or change English courses



# Adding to Your Draft Plan

Each time select classes for 12<sup>th</sup> grade, double-check the *course type* and *grade level*.








To add, click **Finish Adding Courses** button.



FINISH ADDING COURSES

# Your Draft Plan

Once you have added your 12<sup>th</sup> grade classes, you will see your **draft 4-year plan** for grades 9-12.

Health	Science
 0.50 credits are in your plan. 0.50 credits are required	 2.00 credits are in your plan. 3.00 credits are required
<b>Family Health</b>  Remove	<b>Biology</b>  Remove
Grade 9 0.5 Credit(s)	Grade 9 1 Credit(s)
<b>Chemistry</b>  Remove	
Grade 10 1 Credit(s)	
 Add or change Health courses	 Add or change Science courses

# PREPARING FOR SENIOR YEAR

---




# Looking Ahead...

Senior year can be overwhelming with tasks to complete and decisions to make.

There are many people to help you through this process!!

Review the [junior checklist](#) to see the tasks you can start working on now and future tasks you will need to complete.



Naviance

| Student

Junior Prep for Senior Year

Suggested Tasks	How do I find it in Naviance Student?
<input type="checkbox"/> Know your <i>Naviance Student</i> login	<ul style="list-style-type: none"> <li>Go to school website &gt; click <b>Students</b> &gt; click <b>Naviance</b> button</li> <li><b>Enter your username &amp; password:</b> Student ID number &amp; district password</li> </ul>
<input type="checkbox"/> Explore college research tools	<ul style="list-style-type: none"> <li><b>Colleges &gt; Research Colleges</b></li> <li>Add colleges to <b>Colleges I'm Thinking About</b> list</li> </ul>
<input type="checkbox"/> Determine different <b>college application deadlines</b>	<ul style="list-style-type: none"> <li><b>Colleges &gt; Research Colleges</b></li> <li><b>College Lookup</b> &gt; click on college name for information and link to website</li> </ul>
<input type="checkbox"/> Unsure where to start? Explore different types of colleges, training programs, and/or careers based on your interests	<ul style="list-style-type: none"> <li><b>Colleges &gt; Search Tools: SuperMatch</b></li> <li>Add colleges/training programs to <b>Colleges I'm Thinking About</b> list</li> <li><b>Careers &gt; Explore Careers and Interests &gt; Career Interest Profiler</b></li> <li>Add careers to <b>Colleges I'm Thinking About</b> list</li> <li><b>Home</b> &gt; scroll to bottom of page &gt; click <b>View all from my school &gt; Military Resources</b></li> </ul>
<input type="checkbox"/> College Rep Visits in Career Center	<ul style="list-style-type: none"> <li><b>Colleges &gt; Research Colleges &gt; College Visits</b></li> <li>College reps come to school to provide info sessions</li> <li>Sign up in Naviance <i>Student</i></li> </ul>
<input type="checkbox"/> Explore <b>scholarships</b> and check deadlines ( <i>*check back often!</i> )	<ul style="list-style-type: none"> <li><b>Colleges &gt; Scholarships and Money</b></li> <li>Explore <b>Scholarship List</b> and <b>National Scholarship Search</b></li> <li>Select scholarships you are interested in and click the button to <b>Add Selected Scholarships to My List</b></li> <li>Register for <a href="http://www.washboard.org/">http://www.washboard.org/</a></li> </ul>
<input type="checkbox"/> Need to take all or part of the <b>SAT/ACT? Taking an AP exam?</b>	<ul style="list-style-type: none"> <li><b>Home</b> &gt; scroll to bottom of page &gt; <b>View all from my school &gt; SAT Resources / ACT Resources</b></li> <li><b>Colleges &gt; Research Colleges &gt; College Resources</b></li> <li>Scroll to <b>Test Preparation</b></li> </ul>
<input type="checkbox"/> Applying to <b>Common App</b> or <b>Coalition colleges</b> means a few more steps	<ul style="list-style-type: none"> <li><b>Colleges &gt; Research Colleges &gt; College Resources</b></li> <li>Create your Common App <a href="http://www.commonapp.org">www.commonapp.org</a> account</li> <li>Create your Coalition account <a href="http://www.coalitionforcollegeaccess.org/">http://www.coalitionforcollegeaccess.org/</a></li> </ul>
<input type="checkbox"/> Complete Senior <b>Brag Sheet Survey</b> to be ready to request teacher and counselor recommendations.	<ul style="list-style-type: none"> <li><b>About Me &gt; Surveys &gt; Surveys Not Started</b></li> <li>The <b>Brag Sheet Survey</b> provides teachers and counselors with specific information needed to write a quality college recommendation letter.</li> <li>The survey collects all this information in one place, including accomplishments, goals, and future plans.</li> </ul>
<input type="checkbox"/> <b>Contact</b> teachers and staff to request letters of recommendation	<ul style="list-style-type: none"> <li>Minimum of <b>2-weeks</b> ahead of the due date!!</li> <li>Needed for...               <ul style="list-style-type: none"> <li>Common App Colleges</li> <li>Some Coalition Colleges</li> <li>Some scholarships</li> <li>NCAA</li> </ul> </li> <li>Add a teacher request by going to the <b>Colleges &gt; Apply to College &gt; Letters of Recommendation</b> <ul style="list-style-type: none"> <li>Let them know you filled out the <b>Brag Sheet Survey</b></li> </ul> </li> </ul>
<input type="checkbox"/> Check out <b>Financial Aid</b> options ( <i>FAFSA/WASFA apps. Open October 1<sup>st</sup></i> )	<ul style="list-style-type: none"> <li>Not sure about financial aid and what is available?</li> <li><b>Colleges &gt; Research Colleges &gt; College Resources</b></li> <li>Scroll down to <b>Financial Aid</b></li> </ul>
<input type="checkbox"/> Request transcripts through Naviance for colleges you are <b>applying to</b>	<ul style="list-style-type: none"> <li>For <b>submitted</b> college applications <b>ONLY</b></li> <li>You can request additional transcripts for <b>scholarships</b> and/or <b>athletics</b> throughout the year</li> </ul>
<div> <div>Do you have questions?</div> <div>Email <a href="mailto:naviance@everettsd.org">naviance@everettsd.org</a></div> </div> <div> <div>Please be sure to include your first and last name, your student ID, the high school you attend, and your question.</div> </div>	

Follow EPS Naviance!!!



COMPLETE THE LESSON...

---

# Complete the Lesson...

To complete the lesson, be sure that you submitted your **GR 11 Lesson 2 Entry Task – High School & Beyond Planning** survey from the beginning of the lesson.



TASK

Complete GR 11 Lesson 2 Entry Task - Beyond High School

REQUIRED

# Stay Up to Date by Following...

@EPSNAV



epsnav



- Get the most current updates on *colleges, careers, scholarships, financial aid, etc.* without logging in!
- Instant notifications and *Naviance Student* information comes directly to you!

# Naviance Questions?

If you have any questions, please contact [naviance@everettsd.org](mailto:naviance@everettsd.org).

Be sure to provide your name and school.

To check messages sent to you through Naviance *Student*, login and click the icon for your **messages** in the upper-right corner.

